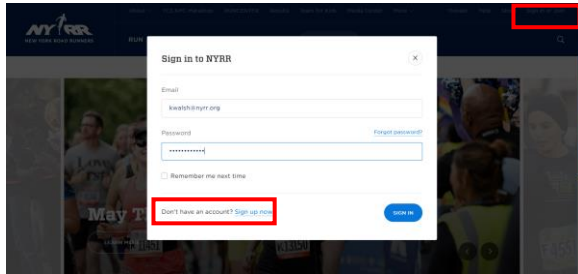


# Register to Volunteer on the Course of 2022 TCS NYC Marathon

**Part 1:** To volunteer with the 2022 TCS NYC Marathon, you must first create a profile at nyrr.org. If you already have an account, please log in and skip to **Part 2**. Once you've activated your account, log in to register as a volunteer. See below for step by step instructions.

Type <https://nyrr.org> into your internet browser, then click the Sign In or Join button at the top right corner of the screen, then clicking Sign Up now at the bottom of the pop up screen.

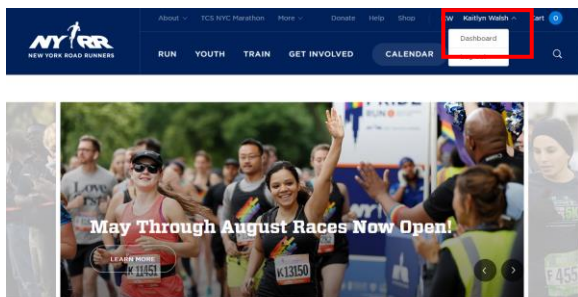


## Step 1: Basic Information

Fill out all the fields on the page, then click "Create Account". Your profile will then be created with your name and email.

## Step 2: Adding more information

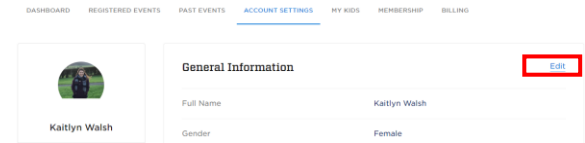
Add more information to your profile, such as your emergency contact, phone number and birthdate. (You will not be allowed to register for a volunteer opportunity without having a birthdate in the system). To do so, click on your name at the top of the screen and then go to the dashboard.



On the dashboard, go to "Account Settings".



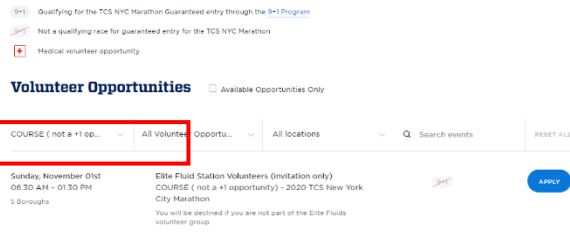
Click "Edit" on the box that contains the information you wish to change.



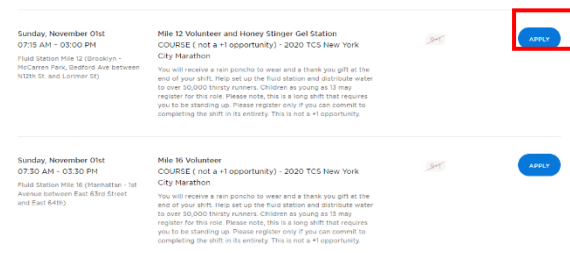
When you are finished, scroll to the end of the page and click "Save changes".

**Congratulations, you've created your My NYRR profile!**

**Part 2:** To register for a volunteer opportunity, you must be logged into your My NYRR account. Then go to the [Volunteer Opportunities page](#) and **filter for the TCS NYC Marathon opportunities: "COURSE – 2022 TCS NYC Marathon"**.



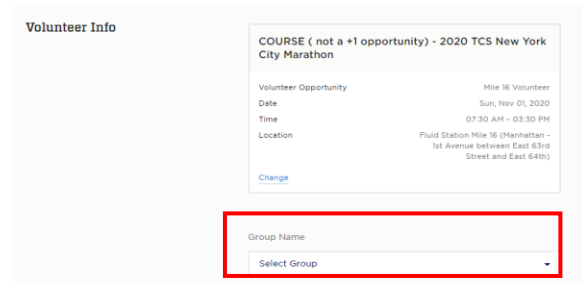
Scroll until you find the opportunity you wish to register for. **You may have to click "Load more" at the bottom of the page.** The opportunity must have the blue "Apply" button. If it does not, the opportunity is full.



You will be shown the following screen. **Make sure to select your group from the group drop**

## Register to Volunteer on the Course of 2022 TCS NYC Marathon

*down menu.* If you are not volunteering with a group, select “No group”.



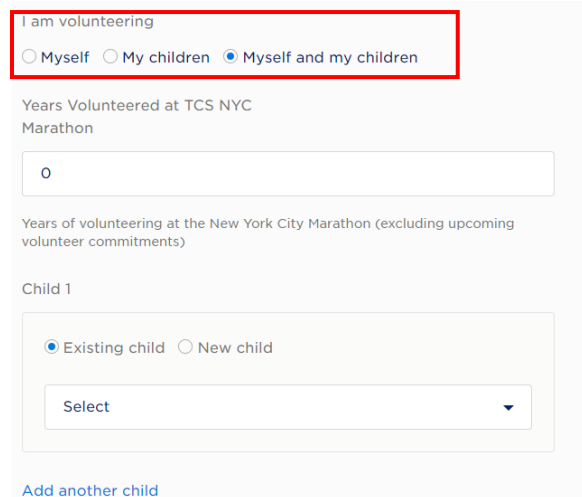
The screenshot shows the 'Volunteer Info' section. It includes a table with the following details:

COURSE ( not a +1 opportunity) - 2020 TCS New York City Marathon	
Volunteer Opportunity	Mile 16 Volunteer
Date	Sun, Nov 01, 2020
Time	07:30 AM - 03:30 PM
Location	Fluid Station Mile 16 (Manhattan - 1st Avenue between East 63rd Street and East 64th)

Below the table is a 'Change' link. At the bottom, there is a 'Group Name' dropdown menu with 'Select Group' as the current selection. A red box highlights this dropdown menu.

Be sure to add your Emergency Contact Information if it has not automatically populated.

**If you are volunteering with your children, or registering your children to volunteer,** look at the “I am volunteering section”. If you are just registering yourself, click “Myself”. If you are registering your children ONLY, click “My children.” If both you and your children are volunteering, click “Myself and my children.” If you do not see this option, the opportunity is not available for those under the age of 18.



The screenshot shows the 'I am volunteering' section. It features three radio buttons: 'Myself', 'My children', and 'Myself and my children'. The 'Myself and my children' option is selected. Below this is a text input field for 'Years Volunteered at TCS NYC Marathon' with the value '0'. A note below the field states: 'Years of volunteering at the New York City Marathon (excluding upcoming volunteer commitments)'. Underneath is a section for 'Child 1' with radio buttons for 'Existing child' (selected) and 'New child'. Below these is a dropdown menu with 'Select' as the current selection. A red box highlights the radio buttons. At the bottom, there is a link that says 'Add another child'.

**If you have not added a child to your profile,** click the “New Child” button under “Child 1”. It’ll ask for the child’s name and birthday. Click “Add another child” if you are registering more than one child, and continue the process until everyone is registered.

**If the child is in your profile,** select “Existing Child” and choose the child from the drop down menu. Repeat this as needed.

If it is not automatically populated, let us know how many years you’ve volunteered at the marathon. Read and agree to the Volunteer Waivers. Click “Submit” when you are done.

**Congrats! You’ve registered to volunteer with NYRR on the course of the 2022TCS NYC Marathon!** Keep an eye on your inbox for information about volunteering as the opportunity gets closer. We will not be sending emails to any registered children, so please share the information you receive.